



**NIGERIAN MARITIME ADMINISTRATION AND SAFETY AGENCY  
(NIMASA)**


**REVIEWED AND APPROVED NIMASA FREIGHT RATES BENCHMARK**

**EFFECTIVE 1<sup>ST</sup> JANUARY, 2018**

  
19/11/18

### SCHEDULE "A" APPROVED BENCHMARK FREIGHT RATES FOR WET CARGO

ROUTES		CARGO ROUTES (INDICATING VARIOUS PORTS OF LOADING TO NIGERIA)										REMARKS
		AFRICA		EUROPE/MIDDLE EAST		SOUTH AMERICA/ MEXICO		NORTH AMERICA/ CANADA		FAREAST/INDIA/AU STRALIA		
S/N		IMPORT	EXPORT	IMPORT	EXPORT	IMPORT	EXPORT	IMPORT	EXPORT	IMPORT	EXPORT	
1.	GASOLINE: (PMS,AGO,DPK,MORGAS JET A1)	\$28.5	\$28.5	\$33.25	\$33.25	\$35.15	\$35.15	\$38	\$38	\$38	\$38	RATES PER MTS/CBM
2.	HEAVY DUTY OIL: (BASE/LUBE OIL)	\$65	\$65	\$75	\$75	\$70	\$70	\$80	\$80	\$80	\$80	RATES PER MTS/CBM
3.	BITUMEN	\$85	\$85	\$100	\$100	\$90	\$90	\$110	\$110	\$110	\$110	RATES PER MTS/CBM
4.	CHEMICAL: (CAUSTIC SODA,OTHER CHEMICALS	\$120	\$120	\$150	\$150	\$140	\$140	\$170	\$170	\$170	\$170	RATES PER MTS/CBM
5.	INDUSTRIAL/EDIBLE OIL: (PKO AND RELATED CARGOS)	\$70	\$70	\$80	\$80	\$75	\$75	\$90	\$90	\$90	\$90	RATES PER MTS/CBM
6.	TALLOW/GLYCERINE	\$120	\$120	\$140	\$140	\$125	\$125	\$150	\$150	\$150	\$150	RATES PER MTS/CBM
7.	CRUDE OIL	\$15	\$15	\$18	\$18	\$18	\$18	\$22	\$22	\$22	\$22	RATES PER MTS/CBM
8.	FUEL OIL: (HPFO, LPFO,NAPTHA)	\$20	\$20	\$23	\$23	\$23	\$23	\$27	\$27	\$27	\$27	RETES PER MTS/CBM
9.	CONDENSATE: (CRUDE CONDENSATE)	\$14	\$14	\$17	\$17	\$17	\$17	\$21	\$21	\$21	\$21	RATES PER MTS/CBM
	(LPG/LNG CONDENSATE)	\$65	\$65	\$80	\$80	\$75	\$75	\$105	\$105	\$105	\$105	RATES PER MTS/CBM
10.	NATURAL GASOLINE	\$20	\$20	\$23	\$23	\$23	\$23	\$27	\$27	\$27	\$27	RATES PER MTS/CBM
11.	SPIRIT: (ETHANOL,BENZNE)	\$110	\$110	\$120	\$120	\$115	\$115	\$125	\$125	\$125	\$125	RATES PER MTS/CBM
12.	ANTI KNOCK	\$220	\$220	\$300	\$300	\$250	\$250	\$300	\$300	\$300	\$300	RATES PER MTS/CBM
13.	BUTANE, PROPANE, LPG	\$65	\$65	\$80	\$80	\$75	\$75	\$105	\$105	\$105	\$105	RATES PER MTS/CBM
14.	LIQUIDIFIED NATURAL GAS (NIG)	\$65	\$65	\$76	\$76	\$75	\$75	\$105	\$105	\$99.75	\$99.75	RATES PER MTS/CBM
15.	EGTL DIESEL	\$28.5	\$28.5	\$33.25	\$33.25	\$35.15	\$35.15	\$38	\$38	\$38	\$38	RATES PER MTS/CBM
16.	EGTL NAPHTHA	\$65	\$65	\$80	\$80	\$75	\$75	\$105	\$105	\$105	\$105	RATES PER MTS/CBM
17.	EGTL CONDENSATE	\$65	\$65	\$80	\$80	\$75	\$75	\$105	\$105	\$105	\$105	RATES PER MTS/CBM
18.	ESCRAVOS TRANSMIX	\$65	\$65	\$80	\$80	\$75	\$75	\$105	\$105	\$105	\$105	RATES PER MTS/CBM

 19/11/18



**SCHEDULE "B" APPROVED BENCHMARK FREIGHT RATES FOR CONTAINERS/VEHICLES/HDVS**


	ROUTES	AFRICA		EUROPE/MIDDLE EAST		SOUTH AMERICA/MEXICO		NORTH AMERICA/CANADA		FAR EAST/INDIA/AUSTRALIA		REMARKS
S/N	TYPES OF CARGO	RATES		RATES		RATES		RATES		RATES		
		IMPORT	EXPORT	IMPORT	EXPORT	IMPORT	EXPORT	IMPORT	EXPORT	IMPORT	EXPORT	RATES PER UNIT/ MTS/CBM
A	CONTS/BOLSTERS/PLATFORMS											
	10FT CONTAINERS	\$810	\$337.5	\$1125	\$585	\$1350	\$775	\$1750	\$800	\$1620	\$720	RATES PER UNIT
	15FT CONTAINERS	\$1080	\$450	\$1500.3	\$780.3	\$1800	\$1033	\$2333	\$1067	\$2160	\$960.3	RATES PER UNIT
	20FT CONTAINERS	\$1620	\$675	\$2250	\$1170	\$2700	\$1550	\$3500	\$1600	\$3240	\$1440	RATES PER UNIT
	40FT CONTAINERS	\$2700	\$1305	\$3600	\$1359	\$4500	\$1800	\$5500	\$3000	\$5400	\$2700	RATES PER UNIT
	45FT CONTAINERS	\$3037.50	\$1467.9	\$4050	\$1519.2	\$5063	\$2025	\$6188	\$3375	\$6075	\$3037.5	RATES PER UNIT
B	REFRIDGRATED CONTAINERS											
	10FT CONTAINERS	\$2160	\$900	\$2340	\$1125	\$3000	\$1500	\$3500	\$1750	\$3150	\$1575	RATES PER UNIT
	15FT CONTAINERS	\$3240	\$1350	\$3510	\$1687.5	\$4500	\$2250	\$5250	\$2625	\$4725	\$2362.5	RATES PER UNIT
	20FT REEFERS	\$4320	\$1620	\$4680	\$2250	\$6000	\$3000	\$7000	\$3500	\$6300	\$3150	RATES PER UNIT
	40FT REEFERS	\$5850	\$2250	\$6750	\$3150	\$7800	\$3500	\$11800	\$5500	\$10620	\$4950	RATES PER UNIT
	45FT REEFERS	\$6581.7	\$2531.7	\$7594.2	\$3544.2	\$8775	\$3938	\$13275	\$6188	\$11947.5	\$5569.2	RATES PER UNIT
C	HAZARDOUS CONTAINERS											
	10FT CONTAINERS	\$2160	\$900	\$2340	\$1125	\$3000	\$1500	\$3500	\$1750	\$3150	\$1575	RATES PER UNIT
	15FT CONTAINERS	\$3240	\$1350	\$3510	\$1687.5	\$4500	\$2250	\$5250	\$2625	\$4725	\$2362.5	RATES PER UNIT
	20FT CONTAINERS	\$4320	\$1620	\$4680	\$2250	\$6000	\$3000	\$7000	\$3500	\$6300	\$3150	RATES PER UNIT
	40FT CONTAINERS	\$5850	\$2250	\$6750	\$3150	\$7800	\$3500	\$11800	\$5500	\$10620	\$4950	RATES PER UNIT
	45FT CONTAINERS	\$6581.7	\$2531.7	\$7594.2	\$3544.2	\$8775	\$3938	\$13275	\$6188	\$11947.5	\$5569.2	RATES PER UNIT
D	VEHICLES											
	<= 15CBM	\$400	\$400	\$550	\$550	\$750	\$750	\$1,200	\$1,200	\$1,600	\$1,600	RATES PER UNIT
	>=15 CBM< =25CBM	\$425	\$425	\$750	\$750	\$850	\$850	\$1,500	\$1,500	\$1,600	\$1,600	RATES PER UNIT
	OVER 25 CBM	\$1,080	\$1,080	\$1,850	\$1,850	\$1,975	\$1,950	\$2,475	\$2,475	\$2,350	\$2,350	RATES PER UNIT
	TRAILER/MAFI	\$2,200	\$2,200	\$3,500	\$3,500	\$3,500	\$3,500	\$3,600	\$3,600	\$3,600	\$3,600	RATES PER UNIT

  
19/11/18

**CARGO ROUTES (INDICATING VARIOUS PORTS OF LOADING TO NIGERIA)**

E	HDV (TRACTORS, BULLDOZERS, CATAPILLARS, ESCAVATORS, SPADERS, EARTH MOVERS)											
	<=10MTS	\$2,350	\$2,350	\$3,400	\$3,400	\$5,250	\$5,250	\$6,000	\$6,000	\$6,000	\$6,000	RATES PER UNIT
	>10<=20MTNS	\$4,125	\$4,125	\$5,700	\$5,700	\$7,750	\$7,750	\$7,000	\$7,000	\$7,000	\$7,000	RATES PER UNIT
	>20MTS<=40MTNS	\$7,125	\$7,125	\$13,100	\$13,100	\$16,000	\$16,000	\$18,000	\$18,000	\$18,000	\$18,000	RATES PER UNIT
	>40MTS	\$7,250	\$7,250	\$14,000	\$14,000	\$17,000	\$17,000	\$19,000	\$19,000	\$19,000	\$19,000	RATES PER UNIT
F	CRANES	\$75	\$75	\$120	\$120	\$120	\$120	\$150	\$150	\$150	\$150	RATE PER MTS/CBM
G	EMPTY CONTAINERS											
	20 FT EMPTY		\$700		\$1,000		\$1,200		\$1,500		\$1,500	RATES PER UNIT
	40FT EMPTY		\$1,200		\$1,500		\$2,000		\$2,500		2,500	RATES PER UNIT


Signed:.....

  
19/11/18




**SCHEDULE "C" APPROVED BENCHMARK FREIGHT RATES FOR DRY CARGO BREAKBULK  
CARGO ROUTES (INDICATING VARIOUS PORTS OF LOADING TO NIGERIA)**

	ROUTES	AFRICA		EUROPE/MIDDLE EAST		SOUTH AMERICA/ MEXICO		NORTH AMERICA/ CANADA		FAR EAST/ INDIA/ AUSTRALIA		
S/N	TYPES OF CARGO	RATES		RATES		RATES		RATES		RATES	RATES	
		IMPORT	EXPORT	IMPORT	EXPORT	IMPORT	EXPORT	IMPORT	EXPORT	IMPORT	EXPORT	REMARKS
I.	<u>SPECIAL CARGOES</u> OIL WELL EQUIPMENT/OIL WELL PIPES/DRILLING MUD/OIL WELL CEMENT	\$75	\$75	\$120	\$120	\$120	\$120	\$150	\$150	\$150	\$150	RATES PER MTS /CBM
II.	<u>HAZADOUS CARGOES</u> HAZARDOUS CARGOES WITH IMO ID (SULPHUR EXPLOSIVES E.T.C)	\$230	\$230	\$250	\$250	\$240	\$240	\$300	\$300	\$310	\$310	RATES PER MTS/CBM
III.	<u>BREAK BULK/GEN.CARGO</u>	\$74	\$74	\$92.50	\$92.50	\$101.75	\$101.75	\$111	\$111	\$124.88	\$124.88	RATES PER MTS/CBM
IV.	<u>IRON &amp; STEEL PRODUCTS</u> IRONS/WIRES COILS, SHEETS, PALLETS/BARS, RAIL TRACKS	\$55	\$37	\$69.35	\$50.88	\$83.25	\$55.50	\$111	\$92.50	\$115.63	\$126.88	RATES PER MTS/CBM
V.	<u>STEEL PIPES</u>	\$60	\$40	\$75	\$55	\$90	\$60	\$120	\$100	\$125	\$100	RATES PER MTS /CBM
V.	<u>ALUMINIUM PRODUCTS</u> SHEETS, BARS, INGOTS	\$105	\$50	\$115	\$90	\$115	\$90	\$150	\$100	\$150	\$100	RATES PER MTS / CBM
VII.	FERTILIZER, POTASH	\$55.50	\$32.38	\$64.75	\$37	\$74	\$46.25	\$83.25	\$50.88	\$83.25	\$50.88	RATES PER MTS/CBM
VIII.	UREA	\$55.50	\$22.75	\$64.75	\$26	\$74	\$32.50	\$83.25	\$35.75	\$83.25	\$35.75	RATES PER MTS/CBM
IX.	SODA ASH, ADDITIVES, OTHER CHEMICALS	\$80	\$50	\$100	\$60	\$120	\$80	\$150	\$100	\$150	\$100	RATES PER MTS/ CBM
X.	<u>METAL ORE</u> (IRON ORE, LEAD ORE, ZINC ORE)	\$45	\$30	\$50	\$30	\$60	\$40	\$60	\$40	\$60	\$40	RATES PER MTS/ CBM
XI.	<u>MINERALS</u> (BAUXITE, GYPSUM, COAL)	\$55	\$35	\$60	\$45	\$70	\$55	\$90	\$55	\$90	\$55	RATES PER MTS/ CBM
XII.	A) CRUDE SALT	\$23.13	\$18.50	\$32.38	\$23.13	\$32.28	\$23.13	\$37	\$27.75	\$41.63	\$32.38	RATES PER MTS/ CBM
	B) EDIBLE SALT	\$25.90	\$23.13	\$37	\$27.75	\$37	\$27.75	\$41.63	\$32.38	\$37	\$27.75	RATES PER MTS/ CBM

  
19/11/18

I.	CEREALS (RICE, WHEAT, MALT, SOYA, CORN AND MAIZE)	\$55.50	\$37	\$55.50	\$37	\$69.38	\$37	\$74	46.25	\$74	\$46.25	RATES PER MTS/CBM
	SOYBEANS MEAL	\$55.50	\$24	\$55.50	\$24	\$69.38	\$24	\$74	\$30	\$74	\$30	RATES PER MTS/ CBM
	WHEAT BRAN	NIL	\$20	NIL	\$20	NIL	\$20	NIL	\$25	NIL	\$25	RATES PER MTS/ CBM
XIV	PETROLEUM COKE	\$55	\$35	\$60	\$45	\$70	\$55	\$90	\$55	\$90	\$55	RATES PER MTS/ CBM
XV	BOATS	\$75	\$75	\$120	\$120	\$120	\$120	\$150	\$150	\$150	\$150	RATES PER MTS/ CBM
XVI	RIGS/PLATFORMS/MODULES	\$75	\$75	\$120	\$120	\$120	\$120	\$150	\$150	\$150	\$150	RATES PER MTS/ CBM
XVII	LOCOMOTIVES	\$7,250	\$7,250	\$14,000	\$14,000	\$17,000	\$17,000	\$19,000	\$19,000	\$19,000	\$19,000	RATES PER MTS/ CBM
XVIII	MILITARY EQUIP/ HARDWARES	\$4,800	NIL	\$8,700	NIL	\$11,125	NIL	\$12,500	NIL	\$12,500	NIL	RATES PER MTS / CBM
XIX	BULK CEMENT, CLINKER	\$60	\$40	\$60	\$40	\$65	\$40	\$70	\$50	\$70	\$50	RATES PER MTS/ CBM
XX	BAGGED CEMENT	\$65	\$45	\$65	\$45	\$70	\$45	\$80	\$55	\$80	\$55	RATES PER MTS/ CBM

Signed:.....

  
19/4/18

**SCHEDULE "C" APPROVED BENCHMARK FREIGHT RATES FOR BULK CARGO**

CARGO ROUTES (INDICATING VARIOUS PORTS OF LOADING TO NIGERIA)												
		AFRICA		EUROPE/MIDDLE EAST		SOUTH AMERICA/MEXICO		NORTH AMERICA/CANADA		FAR EAST/INDIA/AUSTRALIA		REMARKS
S/N	TYPES OF CARGO	RATES		RATES		RATES		RATES		RATES		
		IMPORT	EXPORT	IMPORT	EXPORT	IMPORT	EXPORT	IMPORT	EXPORT	IMPORT	EXPORT	
XXI												RATES PER MTS/CBM
XXII	SUGAR (BULK & BAGGED SUGAR)	\$45	\$30	\$45	\$30	\$50	\$40	\$60	\$40	\$60	\$40	RATES PER MTS/CBM
XXIII	REGISTERED FOODS (FROZEN FISH & FISH MEAL)	\$164	\$100	\$184	\$100	\$184	\$105	\$190	\$100	\$190	\$100	RATES PER MTS/CBM
XXIV	PKN/PKC	\$30	\$10	\$35	\$10	\$35	\$10	\$50	\$10	\$50	\$10	RATES PER MTS/CBM
XXV	COTTON YARN	\$52	\$30	\$65	\$30	\$65	\$30	\$100	\$30	\$100	\$30	RATES PER MTS/CBM
XXVI	SESAME SEED	\$52	\$30	\$80	\$30	\$80	\$30	\$120	\$30	\$120	\$30	RATES PER MTS/CBM
XXVII	COCOA	\$60	\$55	\$70	\$60	\$75	\$65	\$100	\$75	\$100	\$75	RATES PER MTS/CBM

**FOOTNOTE:**

1. The Benchmark Freight Rates are to be reviewed bi-annually or triggered by prevailing market forces.
2. The Agency effective from 1<sup>st</sup> January 2018 commences the use of Weight and Volume (MTS & CBM) for 3% calculation on the gross freight of all cargoes depending on whichever is higher.
3. The New Approved 'Benchmark 2017' takes effect from 1<sup>st</sup> January 2018.
4. NIL benchmark rates impositions in the benchmark are currently not available and would be considered in future review exercise.

Signed:.....  19/4/18